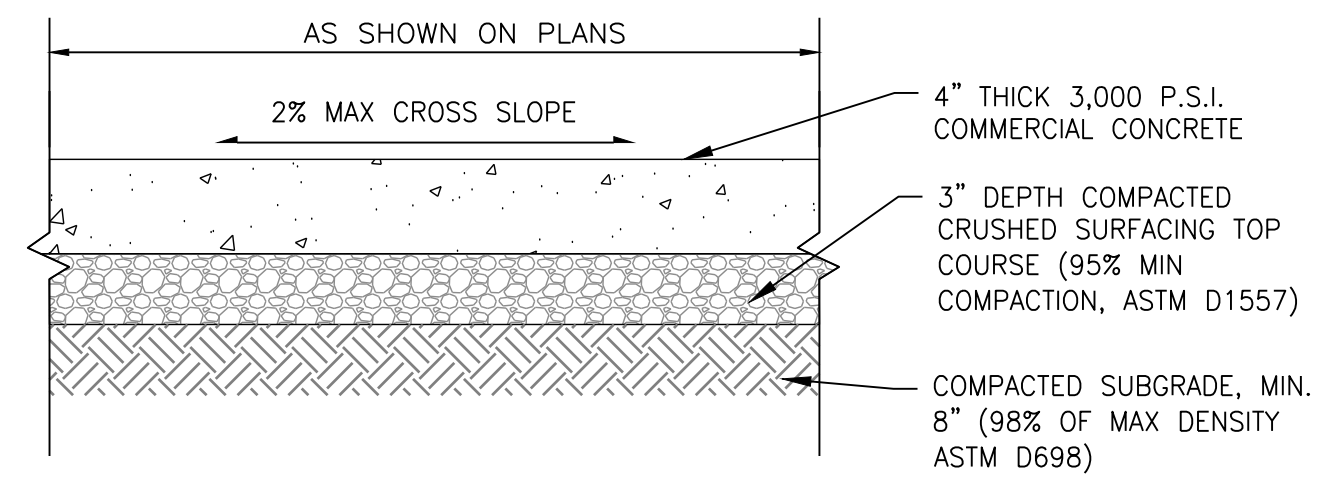
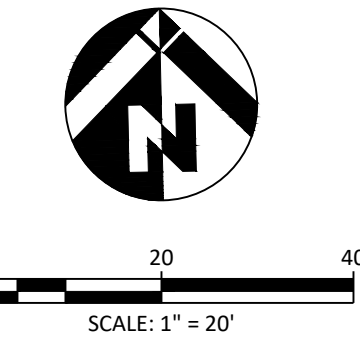
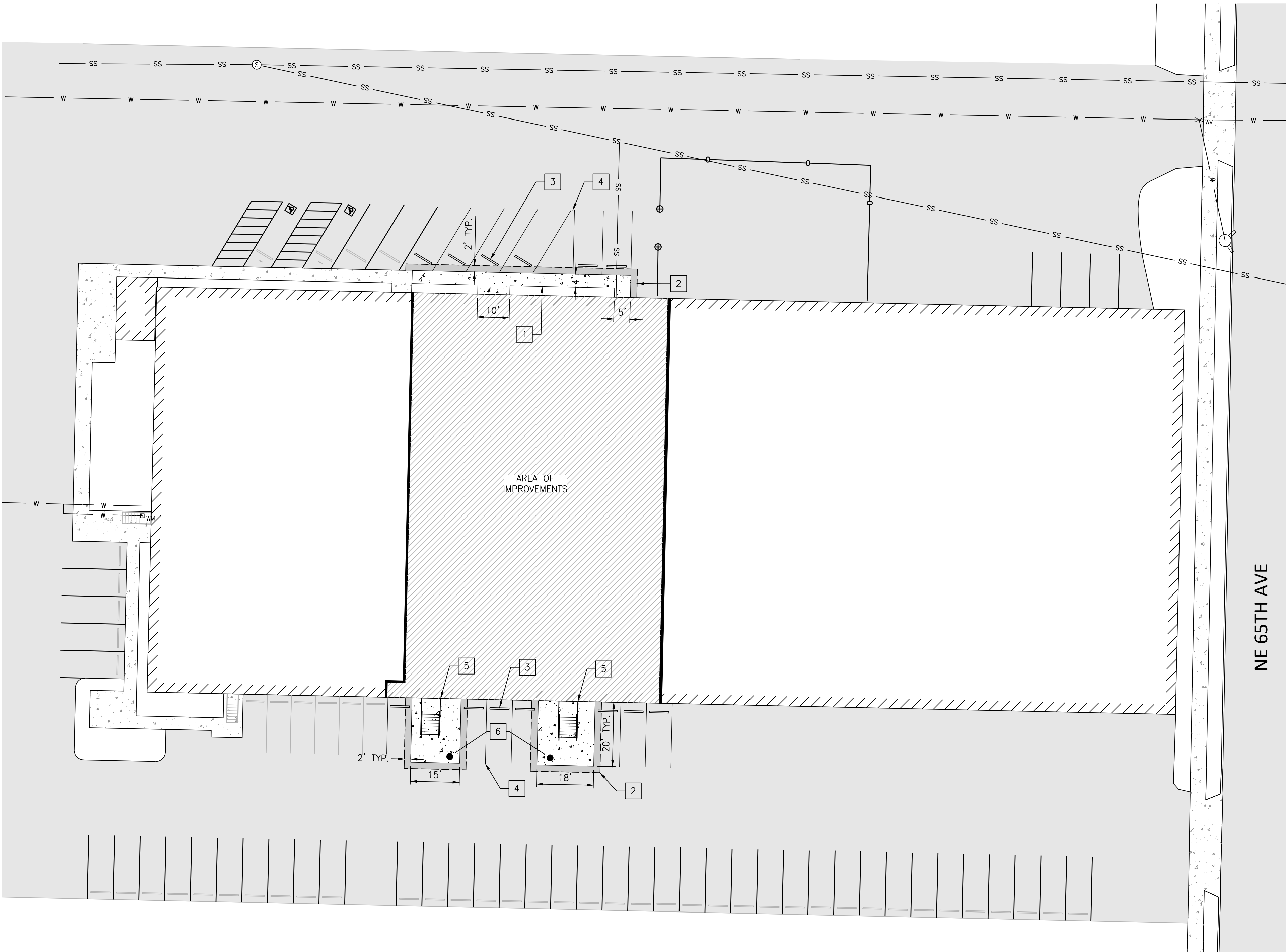
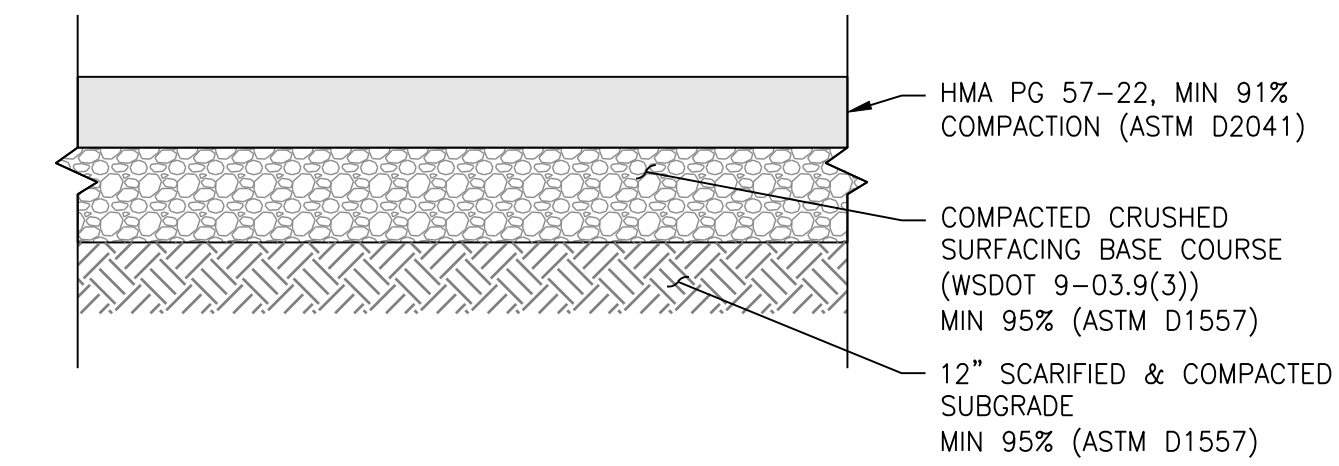


REVISED
9:21 am, Jan 22, 2024



1 TYPICAL CONCRETE SIDEWALK SECTION
NO SCALE



STANDARD SECTION	
H.M.A. THICKNESS	3"
# OF H.M.A. LIFTS	1
ASPHALT CLASS	CL. 1/2"
BASE COURSE DEPTH	6"

2 H.M.A. SECTION
NO SCALE

SITE KEYNOTES

- 1 CONSTRUCT FLUSH CONCRETE SIDEWALK PER DETAIL 1.
- 2 CONSTRUCT ASPHALT PAVEMENT PER DETAIL 2.
- 3 INSTALL CONCRETE WHEEL STOP. SEE ARCHITECTURAL PLAN FOR MORE INFORMATION.
- 4 PARKING STRIPING. SEE ARCHITECTURAL PLAN FOR MORE INFORMATION.
- 5 INSTALL STEEL STAIRWAY. SEE ARCHITECTURAL PLAN FOR MORE INFORMATION.
- 6 CONSTRUCT 4" CONCRETE PAD PER DETAIL 1, THIS SHEET. SEE GRADING PLAN FOR GRADING INFORMATION..



5/1/2023

ESD BUILDING 2400
 VANCOUVER, WASHINGTON
 SITE PLAN

REVISIONS:

JOB NO.:	18009
DATE:	4/19/2023
SCALE:	1" = 20'
DESIGNED BY:	PM
DRAWN BY:	PM
CHECKED BY:	DW

PERMIT SET