

ECEAP Quality and Impacts

The Early Childhood Education and Assistance Program (ECEAP) is Washington State's pre-kindergarten program that supports children and families who are furthest from opportunity. ECEAP provides high-quality comprehensive services that focus on the whole child. Children receive individualized, child-centered services including education, health coordination and family support services.

ECEAP is committed to racial equity and social justice. We do this by listening to families and communities, increasing our own understanding of systemic racism and working to disrupt white supremacy cultural norms. ECEAP recognizes that tribal nations have an inherent sovereign right over their children's education and how to best educate them in a culturally relevant manner. ECEAP supports tribes in providing high-quality learning experiences that reflect each nation's culture and values.



ECEAP: Built on National Research-Based Standards for High Quality Preschool

Researched-Based Developmentally-Appropriate Curriculum and Assessment

Adult-child ratios align with national licensing recommendations for safety

ECEAP Rated 8 of 10 quality points by NIEER

74% of the 389 ECEAP sites were rated at Level 4 or 5 in state quality standards

Notable gains that increase family stability and "future orientated" thinking

Coordinating and increasing access to health services

Who We Serve

ECEAP serves children and families who are furthest from opportunity in Washington State – the children and families who are most frequently denied educational justice and access to safe and affordable housing and livelihoods. The current Federal Poverty Level (FPL) for a family of four at 110% in Washington is \$28,820.

- 82% of enrolled ECEAP families live at 110% FPL or lower.
- 87% of ECEAP children would be eligible for free lunch while 94% would be eligible for free and reduced lunch.
- 27% received some sort of child welfare involvement (over 4 years).
- 66% of children enrolled in 2019-20 were children of color; 10% experienced homelessness; 32% were dual language learners; 12% of children were on an IEP; 13% experienced domestic violence; 20% of families reported experiencing mental health issues and 24% of parents completed schooling up to the 7th-12th grade with no diploma or GED.

Resources

Early Childhood Education and Assistance Program: www.dcyf.wa.gov/services/early-learning-providers/eceap

ECEAP Equity Page: www.dcyf.wa.gov/services/early-learning-providers/eceap/equity

Tribal ECEAP: www.dcyf.wa.gov/services/early-learning-providers/eceap/tribal-eceap

NIEER State of Preschool 2019: <http://nieer.org/state-preschool-yearbooks/2019-2>



Washington State Department of
CHILDREN, YOUTH & FAMILIES

Proven Results

Retrospective Study

A retrospective study completed by the Washington State Institute for Public Policy (WSIPP) concluded the impact of ECEAP on later student test scores is nearly twice the average effect of early education programs in other states. For more information, go to <https://go.usa.gov/x772P>. When compared to similar non-participants, children who had participated in ECEAP had:



23% higher passing rate on fifth-grade state tests



16% higher passing rate on fifth-grade state math tests

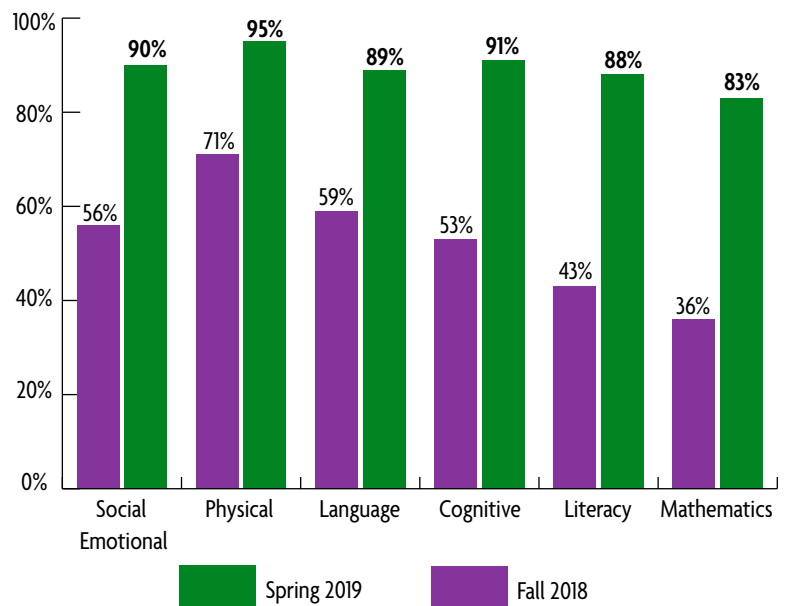


Positive effects on student test scores in nearly twice the average effect of other state pre-k programs

Comprehensive Services

Child Learning and Development

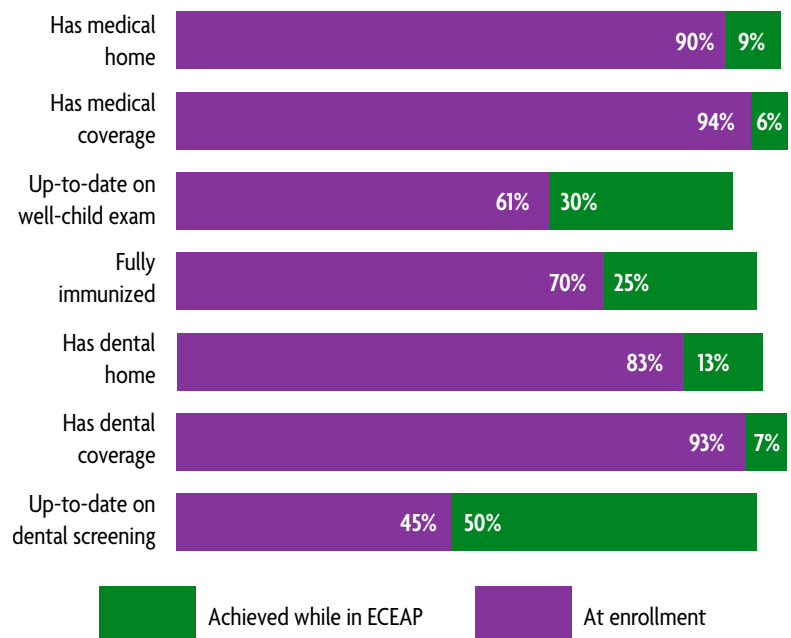
ECEAP children are assessed quarterly in six domains of development and learning using a developmentally appropriate assessment that is aligned with the state's WaKIDS kindergarten entry assessment. The chart to the right compares fall 2018 and spring 2019 Teaching Strategies GOLD® results for the 10,359 children who were present for both ratings. The percentages of children reaching the widely held expectations for their age increase impressively in all domains, especially since 81% are in families at or below 110% FPL which is \$28,820 annually for a family of four, on individualized education programs (IEPs) for developmental delays or disabilities or in families with high levels of complex trauma.



Child Health

ECEAP improves children's access to health care. Healthy children learn better and this is especially important for children living in families experiencing multiple risk factors. While in ECEAP:

- 93% of children became up-to-date on well-child exams, compared to only 62% of similar 3- to 6-year-olds on Medicaid.
- 95% of ECEAP children received dental services within the last year, compared to 65% of all eligible young ages 2 to 5 in Washington Health Care Authority Dental Services.

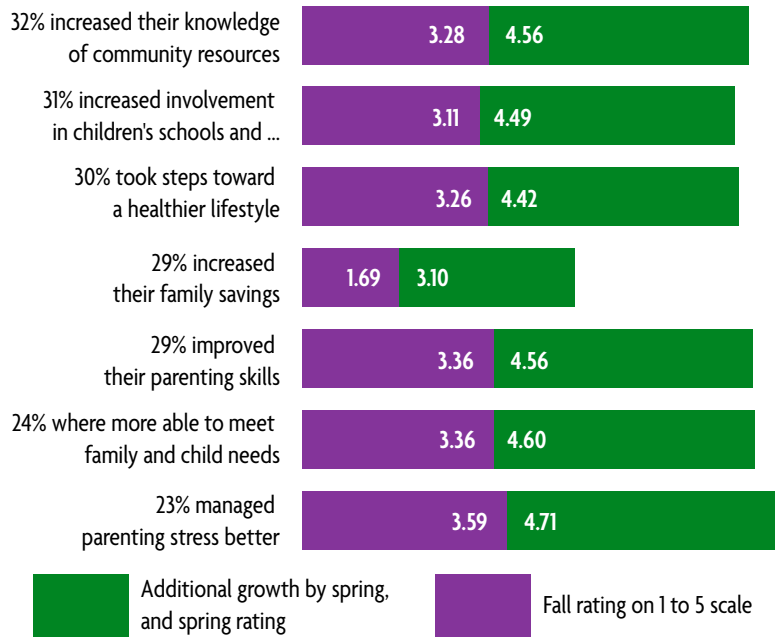


The chart to the right shows 2018-19 impacts for 13,247 children who were in ECEAP 120 or more days.

Family Self-Sufficiency and Well-Being

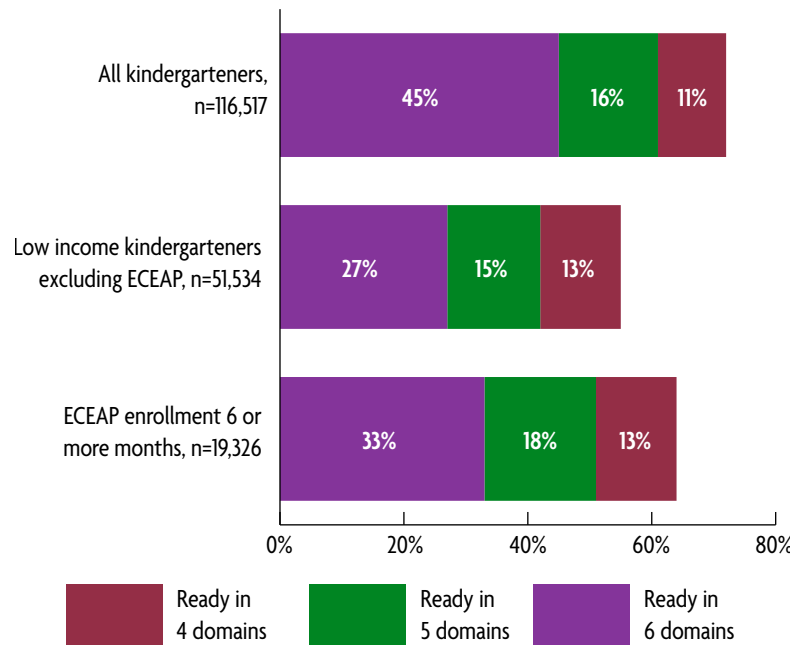
ECEAP employs the Mobility Mentoring® approach to assist families in increasing their economic security and resilience. Staff and families report that this approach profoundly impacts families who face persistent toxic stress, instability and risk. Increasing family stability can reverse entry into the child welfare system, stabilize housing, increase children’s attendance at school and move families out of poverty.

This represents more than 20,500 family-reported improvements from fall 2018 to spring 2019. After working with ECEAP staff to set achievable goals and increase executive function skills, families report setting and achieving more future-oriented goals. For example, 86% of families plan to continue working on the financial goals they set while in ECEAP.



Kindergarten Readiness

Upon kindergarten entry, children are assessed using WaKIDS, a subset of Teaching Strategies GOLD®. WaKIDS results show ECEAP children are more likely to be ready for kindergarten than children from low-income households in general. This is true even though the low-income group includes the children who were in the similar Head Start program and other children with family incomes up to 185% FPL, while ECEAP eligibility is 110% FPL. The expansion of ECEAP, as well as the impacts of Head Start, have the potential to move the needle on Washington’s overall kindergarten readiness.



If you would like copies of this document in an alternative format or language, please contact DCYF Constituent Relations (1-800-723-4831 | 360-902-8060, ConstRelations@dcyf.wa.gov).